

**Syllabus  
COMPUTER SCIENCE  
Admitted Batch 2008 -2009  
(UG courses)**



**May 2008  
A.P. State Council of Higher Education**

**SUBJECT COMMITTEE**

1. **Prof.P.Thrimurthy,  
Acharya Nagarjuna University.**
2. **Prof.P.Sitaramaiah,  
Andhra University.**
3. **Prof.S.S.V.N.Sarma,  
Kakatiya University.**
4. **Prof.L.Anand Babu,  
Osmania University.**
5. **Prof.(Mrs.).M.Padmavathamma,  
Sri Venkateswara University.**
6. **Prof. B. Satyanarayana,  
Sri Krishna Devaraya University.**
7. **Shri K.Ramchand,  
ASN College, Tenali.**
8. **Shri P.Sridhar,  
Government Degree College, Kurnool.**
9. **Shri Rajendra,  
Government City College, Hyderabad.**
10. **Sri D.Ramakrishna,  
Managing Director,  
Effotronics Ltd., Vijayawada.**
11. **Sri S.Krishna Rao,  
Managing Director,  
Infopark Software Technologies,  
Vijayawada.**

**Coordinator**

**CURRICULUM*****B.Sc. Courses (Structure)******First year:***

<b>S.no.</b>	<b>Subject</b>	<b>Hrs per week</b>
1.	English language including communication skills	6
2.	Second language	4
3.	Core1-I	4
4.	Core2-I	4
5.	Core3-I	4
6.	Core1-lab I	3
7.	Core2-lab I	3
8.	Core3-lab I	3
9.	Foundation course	3
10.	Computer skills	2
<b>Total</b>		<b>36</b>

***Second year:***

<b>S.no.</b>	<b>Subject</b>	<b>Hrs per week</b>
1.	English language including communication skills	6
2.	Second language	4
3.	Core1-II	4
4.	Core2-II	4
5.	Core3-II	4
6.	Core1-lab II	3
7.	Core2-lab II	3
8.	Core3-lab II	3
9.	Environmental studies	4
10.	Computer skills	2
<b>Total</b>		<b>37</b>

***Third year:***

<b>S.no.</b>	<b>Subject</b>	<b>Hrs per week</b>
1.	Core1-III	3
2.	Core1-IV	3
3.	Core2-III	3
4.	Core2-IV	3
5.	Core3-III	3
6.	Core3-IV	3
7.	Core1-lab III	3
8.	Core1-lab IV	3
9.	Core2-lab III	3
10.	Core2-lab IV	3
11.	Core3-lab III	3
12.	Core3-lab IV	3
13.	Foundation course	3
<b>Total</b>		<b>39</b>

## STRUCTURE OF CURRICULUM

YEAR	Paper	Name of the Subject	Internal / Record Marks	External Marks	Total Marks	Hours / Week
<b>I Year</b>	Theory-1	PC Software and C Programming		100	100	4
	Lab – 1	Productivity Tools and ‘C’ Lab	10	40	50	3
<b>II Year</b>	Theory-2	Objected Oriented Programming with Java and Data Structures		100	100	4
	Lab – 2	JAVA and Data Structures Lab	10	40	50	3
<b>III Year</b>	Theory-3	Database Management Systems		100	100	3
	Lab 3	DBMS Lab	10	40	50	3
	Theory-4	<u>Elective:</u> 1. Web Technologies 2. GUI Programming 3. Operating Systems 4. PHP, My SQL and Apache		100	100	3
	Lab 4	<u>Elective:</u> 1. Web Technologies Lab 2. Visual Basic Lab 3. Operating Systems Lab 4. PHP & MySQL Lab	10	40	50	3

**During the 3<sup>rd</sup> year, paper 4 is provided with four optional papers along with each option, corresponding Lab paper is to be selected.**

**ANDHRA UNIVERSITY**  
**COMPUTER SCIENCE SYLLABUS : ADMITTED BATCH W.E.F. 2008-09**

**B.Sc.(Computer Science): I Year**  
**THEORY PAPER – I**  
**PC Software and ‘C’ Programming**

**120 hrs**  
**(4 hrs/ week)**

**Unit – 1 : Fundamentals of Computers 24 hrs**

Computer definition – Types of Computer – Logical Organization of a Digital Computer – Memory: Main Memory : RAM, ROM and Cache – Secondary Memory : Magnetic type, Floppy disk, Hard disk, Compact disk – Input devices – Output devices – Operating system : Definition, functions of an operating system, Types of Operating systems : Brief details of batch processing, Multi Programming, multi tasking, time sharing, real time operating systems - Introduction to DOS, DOS internal commands, DOS External Commands – Introduction to Windows, Desktop, File, Folder, My Computer, My documents, Recycle bin, Internet Explorer, Windows Explorer – Types of Programming Languages.

**Unit - 2: MS Word and MS Power Point 24 hrs**

Word Basics : Starting word, Creating a new document, Opening preexisting document, The parts of a word window, Typing text, Selecting text, Deleting text, Undo, Redo, Repeat, Inserting text, Replacing text, Formatting text, Cut, Copy, Paste – Printing.

Formatting Your Text and Documents : Auto format, Line spacing, Margins, Borders and Shading.

Working with Headers and Footers: Definition of headers and footers, creating basic headers and footers, creating different headers and footers for odd and even pages.

Tables : Creating a simple table, Creating a table using the table menu, Entering and editing text in a table, selecting in table, adding rows, changing row heights, Deleting rows, Inserting columns, Deleting columns, changing column width .

Graphics : Importing graphics, Clipart, Insert picture, Clip Art Gallery, using word’s drawing features, drawing objects, text in drawing.

Templates : Template types, using templates, exploring templates, modifying templates.

Macros : Macro, Recording macros, editing macros, running a macro.

Mail Merge : Mail Merge concept, Main document, data sources, merging data source and main document. Overview of word menu options word basic tool bar.

Power Point : Basics, Terminology, Getting started, Views

Creating Presentations : Using auto content wizard, Using blank presentation option, Using design template option, Adding slides, Deleting a slide, Importing Images from the outside world, Drawing in power point, Transition and build effects, Deleting a slide, Numbering a slide, Saving presentation, Closing presentation, Printing presentation elements.

**Unit - 3 : MS Excel and MS Access****24 hrs***MS Access*

Creating a Simple Database and Tables: Creating a contacts Databases with the wiz, The Access Table Wizard, Creating Database Tables without the wizard, Field Names, Data Types and Properties, Adding, deleting fields, renaming the fields in a table.

Forms: The Form Wizard, Saving Forms, Modifying Forms

Entering and Editing Data: Adding Records, Duplicating previous entries without Retyping, Undo, Correcting Entries, Global Replacements, Moving from Record to Record in a table.

Finding, Sorting and Displaying Data: Queries and Dynasets, Creating and using select queries, Returning to the Query Design, Multilevel Sorts, Finding incomplete matches, Showing All Records after a Query, Saving Queries, Crosstab Queries.

Printing Reports : Simple table, Form and Database printing, Defining advanced Reports, Manual Reporting, properties in Reports, Saving Reports.

Relational Databases: Flat Versus Relational, Types of Relationships, Viewing Relationships, Defining and Redefining Relationships, Creating and Deleting Relationships.

*MS Excel*

Excel Basics: Overview of Excel features, Getting started, Creating a new worksheet, Selecting cells, Entering and editing text, Entering and editing Numbers, entering and editing Formulas, Referencing cells, moving cells, copying cells, sorting cell data, inserting rows, inserting columns, Inserting cells, Deleting parts of a worksheet, clearing parts of a worksheet.

Formatting : Page setup, changing column widths and Row heights, auto format, changing font sizes and Attributes, centering text across columns, using border buttons and Commands, changing colors and shading, hiding rows and columns.

Introduction to functions: Parts of a functions, Functions Requiring Add-ins, The Function Wizard. Examples functions by category: Data and time functions, Engineering functions, Math and Trig functions, Statistical functions, Text functions.

Excel Charts: Chart parts and terminology, Instant charts with the chard wizard, creation of different types of charts, printing charts, deleting charts – Linking in Excel

Excel Graphics: Creating and placing graphic objects, Resizing Graphics, Drawing Lines and Shapes.

**Unit - 4 : C Language fundamentals****24 hrs**

Introduction – ‘C’ Fundamentals : Programming – High Level Languages – compiling programs – Integrated Development Environments – Language Interpreters – Compiling your first program – Running your program – understanding your first program – comments – variables, Data types, and Arithmetic Expressions : working with variables – Understanding Data types and constants – working with Arithmetic Expressions – The Assignment operators – The printf function – The scanf function - Decision making : The if statement – the if else construct – Nested if statements – The else if construct – The switch statement – Boolean variables – The conditional operator – program looping : The for statement – Relational operators – Nested for loops – The while statement – The do statement – The break statement – The continue statement – working with Arrays : Defining an array –

Initializing Arrays – character Arrays – The const Qualifier – Multidimensional arrays- variable length Arrays.

Working with Functions : Defining a Function-Arguments and Local variables – Returning Function Results – Function calling – Declaring Return Types and Argument types – Top Down programming – Functions and Arrays – global variables – Automatic and static variables – Recursive Functions.

**Unit - 5 : Programming in C**

**24 hrs**

Working with structures : Defining structure – Functions and structures – Initializing structures – Array of structures- structures containing structures – structures containing Arrays – Structure variants – Character strings : Array of characters – variable length character strings – Escape characters – character strings, structures and arrays - character operations.

Pointers : Defining a pointer variable – using pointers in Expressions – pointers and structures (Exclude Linked List) – Pointers and Functions – pointers and Arrays – operations on pointers – pointers and Memory address.

Operations on Bits : Bit operators – Bit fields

The preprocessor : The # define statement – The ## operator – The #include statement – conditional compilation.

More on Data Types : Enumerated Data Types – The typedef statement – Data Type conversions

Input and Output Operations in “C” : Character I/O – formatted I/O – Input and Output Operations with Files – Special functions for working with Files.

Miscellaneous and Advanced features: The Goto Statement, the null statement, working with unions- the comma operator-type qualifiers.

**Prescribed Books :**

1. Peter Norton, Introduction to Computers, Sixth edition, Tata McGraw Hill(2007).
2. Ron Mansfield, Working in Microsoft Office, Tata McGraw Hill (2008) (Chapters : 4 to 9, 11, 12, 13, 14, 15, 17, 18, 19, 24, 25,28, 30, 31, 33, 34, 35)
3. Stephen G. Kochan, Programming in C, Third Edition, Pearson Education (2007) (Chapters: 1 to 14, 16, 17)

**Reference Books :**

1. Michael Miller, Absolute Beginners Guide to Computer Basics, Fourth Edition, Pearson Education (2007).
2. Deborah Morley, Charles S.Parker, Under Standing Computers today and tomorrow, 11<sup>th</sup> Edition, Thomson (2007).
3. Ed Bott, Woody Leonhard, Using Microsoft Office 2007, Pearson Education (2007).
4. Beyron S Gottfried, Programming with C, Second Edition, Tata McGraw Hill (2007).

5. Ashok N. Kamthane, Programming with ANSI and Turbo C, Pearson Education (2008).
6. Rajaraman, Introduction to Information Technology, PHI.
7. Balaguruswamy.E, Fundamentals of Computing, TMH(2008).



**B.Sc(Computer Science): I Year  
PRACTICAL PAPER – I**

**Productivity Tools and 'C' Lab**

**90 hrs**  
(3 hrs/ week)

**Productivity Tools Lab Cycle**

**MS-WORD**

**1. Design a visiting card for Managing Director of a Company with following specification**

- i. Size of visiting card is 3.5" x 2"
- ii. Name of a company with big font using Water Mark
- iii. Phone number, fax number and e-mail address with appropriate symbols
- iv. Office and residence address separated by line.

**2. Create a letter head of a company**

- i. Name of Company on the top of the page with big font and good style
- ii. Phone numbers, fax numbers, e-mail address with appropriate symbols
- iii. Main products manufactured to be described at the bottom
- iv. Slogans if any should be specified in bold at the bottom

**3. Creation of your Bio-Data:** consisting Name, email-id, Contact Address, Carrier Objective, Educational qualifications, social activities, achievements.

**MS-POWERPOINT**

1. Make a Power point presentation on your strengths, weaknesses, hobbies, factors that waste your time.
2. Make a Power point presentation on any Current affair (Not less than 8 slides)
3. Make a Power point presentation to represent your College profile.
4. Make a Power point presentation of all the details of the books that you had studied in B.Sc. First Year.

**MS-ACCESS**

**1. Create a database using MS-ACCESS with atleast 5 records**

**TABLE1 STRUCTURE:**

**REGISTER NUMBER NAME DOB GENDER CLASS**

**TABLE2 STRUCTURE:**

**REGISTER NUMBER M1 M2 M3 M4 M5 TOTAL**

Maintain the relationship between two tables with REGISTER NUMBER as a Primary Key and answer the following queries:

Show the list of students with the following fields as one query

**REGISTER NUMBER NAME GENDER TOTALMARKS**

**2. Maintain the relationship between above two tables with REGISTER**

**NUMBER as a Primary Key and answer the following reports:**

Reports must have following columns

Report1 with REGISTER NUMBER, NAME, MARKS OF ALL SUBJECTS and

TOTAL

Report2 with REGISTER NUMBER, TOTAL , PERCENTAGE.

**3. Create a database using MS-ACCESS with at least 5 records**

**TABLE1 STRUCTURE:**

**EMP-CODE EMP-NAME AGE GENDER DOB**

**TABLE2 STRUCTURE:**

**EMP-CODE BASIC-PAY**

Maintain the relationship between two tables with EMP-CODE as a Primary Key generate the following reports:

**REPORT1:**

**EMP-CODE EMP-NAME BASIC-PAY DA HRA GROSS-SALARY**

**REPORT2:**

**EMP-CODE EMP-NAME AGE GENDER GROSS-SALARY**

**MS-EXCEL**

**1. Create an electronic spreadsheet in which you enter the following decimal numbers and convert into Octal, Hexadecimal and Binary numbers Vice versa.**

Decimal Numbers: 35,68,95,165,225,355,375,465

Binary Numbers: 101,1101,111011,10001,110011001,111011111.

**2. The ABC Company shows the sales of different products for 5 years. Create column chart, 3D-column and Bar chart for the following data**

YEAR	PRODUCT-1	PRODUCT-2	PRODUCT-3	PRODUCT-4
2003	1000	800	900	1000
2004	800	80	500	900
2005	1200	190	400	800
2006	400	200	300	1000
2007	1800	400	400	1200

**3. Create a suitable examination data base and find the sum of the marks(total) of each student and respective class secured by the student rules:**

Pass if marks in each subject  $\geq 35$

Distinction if average  $\geq 75$

First class if average  $\geq 60$  but  $< 75$

Second class if average  $\geq 50$  but  $< 60$

Third class if average  $\geq 35$  but  $< 50$

Fail if marks in any subject is  $< 35$

Display average marks of the class, subject wise and pass percentage.

**C-PROGRAMMING LAB CYCLE**

1. Program for
  - i. Sum of factors of a number
  - ii. Sum of digits of a number
2. Program to check whether a given number is
  - i. Prime number or not
  - ii. Perfect number or not

- iii. Armstrong number or not
- 3. Program using recursion for
  - i. Factorial of a given number
  - ii. Fibonacci series
- 4. Program for roots of a quadratic equation
- 5. Program using functions
  - i. With out return value
  - ii. With return value
  - iii. With parameters
  - iv. With out parameters
- 6. Program to find largest/smallest of n numbers by using arrays
- 7. Program for sorting an array
- 8. Program for matrix addition & subtraction
- 9. Program for matrix multiplication
- 10. Program for transpose of a given matrix
- 11. Program for (with and without string functions)
  - i. Comparison of two strings
  - ii. Concatenation of two strings
  - iii. Length of a string
- 12. Program to process student information. Student structure consists Sno, Sname, Marks in 6 subjects, Total, average. Calculate total and average of n students and assign grade with following criteria.
  - Grade A : All pass and avg  $\geq 75$
  - Grade B: All pass and avg  $\geq 60$  and avg  $< 75$
  - Grade C: All pass and avg  $\geq 50$  and avg  $< 60$
  - Grade D: All pass and avg  $\geq 40$  and avg  $< 50$
  - Grade E: If fails in one or more subjects.
- 13. Program for (i) Nesting of Structure (ii) Passing structures to functions.
- 14. Program to demonstrate (i) Unions (ii) enumerated data types.
- 15. Program for sum of diagonal elements of a square matrix?
- 16. Program to access (i) array elements (ii) Structure elements using pointers.
- 17. Program for sorting strings using pointers.
- 18. Program to count number of (i) words (ii) lines (iii) Special Characters in a given text.
- 19. Program to create a file to store and retrieve strings using fputs() and fgets().
- 20. Program to create a file to store and update employee records. The employee record consists of ENO, ENAME, DEPTNO, DEPTNAME, BASICSALARY, HRA, DA, DEDUCTIONS, TOTALSALARY and NETSALARY.
- 21. Program to evaluate following expressions.
 
$$1 + \frac{1}{2} + \frac{1}{3} + \frac{1}{4} + \dots + \frac{1}{n}$$
- 22. Program to find Square root of a given no.
- 23. Program to create table of Triangular Numbers.
- 24. Program for reversing digits of a no.
- 25. Program for Base Conversion.



**UNIT – 4: Multithreaded programming and Applets.****24 hrs**

Multithreaded Programming: Creating Threads – Extending the Thread Class – Stopping and Blocking a Thread – Life Cycle of a Thread – Using Thread Methods – Thread Exceptions – Thread Priority – Synchronization.

Managing Errors and Exceptions: Types of Errors – Exceptions – Syntax of Exception Handling Code – Multiple Catch Statements – Using Finally Statement – Throwing our own Exceptions – Using Exceptions for debugging.

Applet Programming: How Applets differ from Applications – Preparing to write Applets – Building Applet Code – Applet Life Cycle – Creating an executable Applet – Designing a WebPage – Applet Tag – Adding Applet to HTML file – Running the Applet – More about Applet Tag – Passing parameters to Applets – Aligning the display – More about HTML tags – Displaying Numerical Values – Getting Input from the user.

(Chapters : 12, 13, 14 )

**Unit – 5: Data Structures****24 hrs**

Sorting: Bubble Sort – Selection Sort – Insertion Sort – Quick Sort-Stacks and Queues: Stacks – Queues – Circular Queue – Deques - Priority Queue – Parsing Arithmetic Expressions – Linked List: Simple Linked List – Finding and Deleting Specified Links – Double Ended Lists – Abstract Data types – Sorted Lists – Doubly Linked Lists – Advanced Sorting : Quick Sort - Binary Trees : Tree Terminology – Finding a Node – Inserting a Node – Traversing the Tree – Finding Maximum and Minimum values – Deleting a Node – Efficiency of Binary Trees – Trees Represented as Arrays – Graphs: Introduction to Graphs – Searches – Minimum Spanning Tree – Topological Sorting with Directed Graphs – Connectivity in Directed Graphs.

(Chapters : 3,4,5,7 (Only Quick Sort), 8,13)

**Prescribed books :**

1. E.Balaguruswamy, Programming with Java, A primer, 3e, TATA McGraw-Hill Company (2008).(Chapters : 1 to 14 )
2. Robert Lafore, Data Structures & Algorithms in Java, Second Edition, Pearson Education(2008)

(Chapters: 3,4,5,7 (Only Quick Sort),8,13 )

**Reference Books :**

1. John R. Hubbard, Programming with Java, Second Edition, Schaum's outline Series, Tata McGrawhill (2007).
2. Timothy Budd, Understanding Object Oriented Programming with Java, Pearson Education (2007).
3. Adam Drozdek, Data Structures and Algorithms in Java, Second Edition, Cengage Learning(2008).
4. John R. Hubbard, Anita Hurry, Data Structures with Java, Pearson Education (2008).
5. Jana, Java and Object Oriented Programming Paradigm, PHI (2007).
6. Deitel & Deitel. Java TM: How to Program, 7<sup>th</sup> Edition, PHI (2008).
7. Samatha, Classic Data Structures, PHI (2005).

**B.Sc(Computer Science): II Year****90 hrs**  
(3 hrs/ week)**PRACTICAL PAPER – II****Java and Data structures Lab****Java Lab Cycle**

1. Write a java program to determine the sum of the following harmonic series for a given value of 'n'.  
 $1 + 1/2 + 1/3 + \dots + 1/n$
2. Write a program to perform the following operations on strings through interactive input.
  - a) Sort given strings in alphabetical order.
  - b) Check whether one string is sub string of another string or not.
  - c) Convert the strings to uppercase.
3. Write a program to simulate on-line shopping.
4. Write a program to identify a duplicate value in a vector.
5. Create two threads such that one of the thread print even no's and another prints odd no's up to a given range.
6. Define an exception called "Marks Out Of Bound" Exception, that is thrown if the entered marks are greater than 100.
7. Write a JAVA program to shuffle the list elements using all the possible permutations.
8. Create a package called "Arithmetic" that contains methods to deal with all arithmetic operations. Also, write a program to use the package.
9. Write an Applet program to design a simple calculator.
10. Write a program to read a text and count all the occurrences of a given word. Also, display their positions.
11. Write an applet illustrating sequence of events in an applet.
12. Illustrate the method overriding in JAVA.
13. Write a program to fill elements into a list. Also, copy them in reverse order into another list.
14. Write an interactive program to accept name of a person and validate it. If the name contains any numeric value throw an exception "InvalidName".
15. Write an applet program to insert the text at the specified position.
16. Prompt for the cost price and selling price of an article and display the profit (or) loss percentage.
17. Create an anonymous array in JAVA.

18. Create a font animation application that changes the colors of text as and when prompted.
19. Write an interactive program to wish the user at different hours of the day.
20. Simulate the library information system i.e. maintain the list of books and borrower's details.

### **Data Structures Lab Cycle**

21. Program to create, insert, delete and display operations on single linked list?
22. Program to create , insert, delete and display operations on double linked list ?
23. Program to create , insert, delete and display operations on circular single linked list ?
24. Program to split a single linked list
25. Program to reverse a single linked list
26. Program to implement Insertion Sort.
27. Program to implement PUSH and POP operations on Stack using array method.
28. Program to implement PUSH and POP operations on Stack using Linked list method.
29. Program to implement insert and delete operations on Queue using array method.
30. Program to implement insert and delete operations on Queue using linked list method.
31. Program to implement insert and delete operations on Priority Queue?
32. Program to implement insert and delete operations on Double Ended Queue?
33. Program to evaluate postfix expression by using Stack?
34. Program to construct Binary Search Tree and implement tree traversing Techniques.
35. Program to delete a leaf node from binary search tree.
36. Program to implement Selection Sort.
37. Program to implement Bubble Sort.
38. Program to implement Operations on Circular Queue.
39. Program to implement Quick Sort.
40. Program to Find number of Leaf nodes and Non-Leaf nodes in a Binary Search Tree.
41. Program for Insertion Sort.

**ANDHRA UNIVERSITY**  
**B.Sc(Computer Science): III Year Syllabus Academic Year – 2010-11**

**90 hrs**  
**(3 hrs/ week)**

**THEORY PAPER – III**

**Database Management Systems**

**Unit-1 : Database Systems Introduction and Fundamentals. 18 hrs**

Database Systems: Introducing the database and DBMS, Why the database is important, Historical Roots: Files and File Systems, Problems with File System Data Management, Database Systems.

Data Models: The importance of Data models, Data Model Basic Building Blocks, Business Rules, The evaluation of Data Models, Degree of Data Abstraction.

The Relational Database Model: A logical view of Data, Keys, Integrity Rules, Relational Set Operators, The Data Dictionary and the system catalog, Relationships within the Relational Database, Data Redundancy revisited, Indexes, Codd's relational database rules.

(Chapters:1: 1.2 to 1.6,2,3)

**Unit-2 : Data Modeling and Normalization 18 hrs**

Entity Relationship Model: The ER Model, Developing ER Diagram, Database Design Challenges: Conflicting Goals.

Advanced Data Modeling: The Extended Entity Relationship Model, Entity clustering, Entity integrity: Selecting Primary keys, Design Cases: Learning Flexible Database Design.

Normalization of database tables: Database Tables and Normalization, The need for Normalization, The Normalization Process, Improving the design, Surrogate Key Considerations, High level Normal Forms, Normalization and database design, denormalization.

(Chapters: 4,6,5)

**Unit-3 : Interaction with Databases and Construction of Information System 18 hrs**

Introduction to SQL: Data Definition Commands, Data Manipulation Commands, Select queries, Advanced Data Definition Commands, Advanced Select queries, Virtual Tables, Joining Database Tables.

Advanced SQL: Relational Set Operators, SQL Join Operators, Subqueries and correlated queries, SQL Functions, Oracle Sequences, Updatable Views, and Procedural SQL.

Database Design: The Information System, The Systems Development Life Cycle, The Database Life Cycle, Database Design Strategies, Centralized Vs Decentralized design.

(Chapters: 7,8(8.1 to 8.7),9)



**Unit-4 : Transaction Management in DBMS Environment. 18 hrs**

Transaction Management and Concurrency Control: What is transaction, Concurrency control, Concurrency control with locking Methods, Concurrency control with time stamping methods, concurrency control with optimistic methods, database recovery management.

Distributed Database Management Systems: The evolution of Distributed Database Management Systems, DDBMS advantages and Disadvantages, Distribution Processing and Distribution Databases, Characteristics of Distributed database management systems, DDBMS Components, Levels of Data and Process distribution, Distributed database Transparency Features, Distributed Transparency, Transaction Transparency, Performance Transparency and Query Optimization, Distributed Database Design, Client Server VS DDBMS.

(Chapters: 10, 12)

**Unit-5 : Data Warehouse Concepts and Database Administration. 18 hrs**

The Data Warehouse: The need for data analysis, Decision support systems, The data warehouse, Online analytical processing, Star schemas, Data mining, SQL extension for OLAP.

Database Administration: Data as a Corporate asset, The need for and role of databases in an organization, The evolution of the database administration function, The database environment's Human Component, Database administration Tools, The DBA at work: Using Oracle for Database Administration.

(Chapter: 13:13.1 to 3.5,13.7,13.8,15:15.1,15.2,15.4,15.5,15.6,15.8)

**Prescribed Text Book:**

1. Peter Rob, Carlos Coronel, Database Systems Design, Implementation and Management, Seventh Edition, Thomson (2007)

**Reference Books:**

1. Elimasri / Navathe, Fundamentals of Database Systems, Fifth Edition, Pearson Addison Wesley (2007).
2. Raman A Mata – Toledo/Panline K Cushman, Database Management Systems, Schaum's Outlibe series, Tata McGraw Hill (2007).
3. C.J.Date, A.Kannan, S.Swamynathan, An Introduction to Database Systems, Eight Edition, Pearson Education (2006).
4. Michel Kifer, Arthur Bernstein, Philip M. Lewis, Prabin K. Pani Graphi, Database Systems: An application oriented Approach, second edition, pearson education (2008).
5. Atul Kahate, Introduction to Database Management Systems, Pearson Education (2006).

**B.Sc(Computer Science): III Year**

**PRACTICAL PAPER – III**

**90 hrs**  
(3 hrs/ week)

**DBMS Lab**

**Lab Cycle**

Order Tracking Database

The Order Tracking Database consists of the following defined six relation schemas.

**EMPLOYEES(ENO,ENAME,ZIP,HDATE)**

**PARTS(PNO,PNAME,QOH,PRICE,LEVEL) (HINT: QOH: QUALITY ON HAND)**

**CUSTOMERS(CNO,CNAME,STREET,ZIP,PHONE)**

**ORDERS(ONO,CNO,ENO,RECEIVED DATE,SHIPPED DATE)**

**ODETAILS(ONO,PNO,QTY)**

**ZIPCODES(ZIP,CITY)**

**Solve the following queries**

1. GET ALL PAIRS OF CUSTOMER NUMBERS FOR CUSTOMERS BASED ON SAME ZIP CODE.
2. GET PART NUMBERS FOR PARTS THAT HAVE BEEN ORDERED BY AT LEAST TWO DIFFERENT CUSTOMERS.
3. FOR EACH ODETAIL ROW, GET ONO, PNO, PNAME, QTY AND PRICE VALUES ALONG WITH THE TOTAL PRICE FOR THE ITEM. (TOTAL PRICE=PRICE\*QTY)
4. GET CUSTOMER NAME AND EMPLOYEE PAIRS SUCH THAT THE CUSTOMER WITH NAME HAS PLACED AN ORDER THROUGH THE EMPLOYEE.
5. GET CUSTOMER NAMES LIVING IN FORT DODGE OR LIBERAL.
6. GET CNAME VALUES OF CUSTOMERS WHO HAVE ORDERED A PRODUCT WITH PNO 10506.
7. GET PNAME VALUES OF PARTS WITH THE LOWEST PRICE.
8. GET CNAME VALUES OF CUSTOMERS WHO HAVE PLACED AT LEAST ONE ORDER THROUGH THE EMPLOYEE WITH NUMBER 1000.
9. GET THE CITIES IN WHICH CUSTOMERS OR EMPLOYEES ARE LOCATED.
10. GET THE TOTAL SALES IN DOLLARS ON ALL ORDERS.
11. GET PART NAME VALUES THAT COST MORE THAN THE AVERAGE COST OF ALL PARTS.
12. GET PART NAMES OF PARTS ORDERED BY AT LEAST TWO DIFFERENT CUSTOMERS.

13. GET FOR EACH PART GET PNO,PNAME AND TOTAL SALES
14. FOR EACH PART, GET PNO,PNAME, TOTAL SALES, WHOSE TOTAL SALES EXCEEDS 1000
15. GET PNO, PART NAMES OF PARTS ORDERED BY AT LEAST TWO DIFFERENT CUSTOMERS.
16. GET CNAME VALUES OF CUSTOMERS WHO HAVE ORDERED PARTS FROM ANY ONE EMPLOYEE BASED IN WICHITA OR LIBERAL.

### **SHIPMENT DATABASE**

AN ENTERPRISE WISHES TO MAINTAIN THE DETAILS ABOUT HIS SUPPLIERS AND OTHER CORRESPONDING DETAILS. FOR THAT IT USES THE FOLLOWING TABLES

**TABLE S(SID,SNAME,ADDRESS)**

**PRIMARY KEY : SID**

**TABLE P(PID,PNAME,COLOR)**

**PRIMARY KEY : PID**

**TABLE CAT(SID,PID,COST)**

**PRIMARY KEY : SID+PID**

**REFERENCE KEY : SID REFERENCES S.SID  
PID REFERENCES P.PID**

**Solve the following queries**

1. FIND THE P NAMES OF PARTS FOR WHICH THERE IS SOME SUPPLIER
2. FIND THE S NAMES OF SUPPLIERS WHO SUPPLY EVERY PART.
3. FIND THE S NAMES OF SUPPLIERS WHO SUPPLY EVERY RED PART.
4. FIND THE P NAMES OF PARTS SUPPLIED BY LONDON SUPPLIER AND BY NO ONE ELSE
5. FIND THE SIDS OF SUPPLIERS WHO CHARGE MORE FOR SOME PART OTHER THAN THE AVERAGE COST OF THAT PART
6. USING GROUP BY WITH HAVING CLAUSE GET THE PART NUMBERS FOR ALL THE PARTS SUPPLIED BY MORE THAN ONE SUPPLIER.
7. GET THE NAMES OF THE SUPPLIERS, WHO DO NOT SUPPLY PART P2.
8. FIND THE SIDS OF SUPPLIERS WHO SUPPLY A RED AND A GREEN PART
9. FIND THE SIDS OF SUPPLIERS WHO SUPPLY A RED OR A GREEN PART

10.FIND THE TOTAL AMOUNT HAS TO PAY FOR THAT SUPPLIER BY PART  
LOCATED FROM LONDON

### **Employee Database**

An enterprise wishes to maintain a database to automate its operations. Enterprise divided into to certain departments and each department consists of employees. The following two tables describes the automation schemas

**DEPT (DEPTNO, DNAME, LOC)**

**EMP (EMPNO,ENAME,JOB,MGR,HIREDATE,SAL,COMM,DEPTNO)**

1. CREATE A VIEW, WHICH CONTAIN EMPLOYEE NAMES AND THEIR MANAGER NAMES WORKING IN SALES DEPARTMENT.
2. DETERMINE THE NAMES OF EMPLOYEE, WHO EARN MORE THAN THEIR MANAGERS.
3. DETERMINE THE NAMES OF EMPLOYEES, WHO TAKE HIGHEST SALARY IN THEIR DEPARTMENTS.
4. DETERMINE THE EMPLOYEES, WHO LOCATED AT THE SAME PLACE.
5. DETERMINE THE EMPLOYEES, WHOSE TOTAL SALARY IS LIKE THE MINIMUM SALARY OF ANY DEPARTMENT.
6. UPDATE THE EMPLOYEE SALARY BY 25%, WHOSE EXPERIENCE IS GREATER THAN 10 YEARS.
7. DELETE THE EMPLOYEES, WHO COMPLETED 32 YEARS OF SERVICE.
8. DETERMINE THE MINIMUM SALARY OF AN EMPLOYEE AND HIS DETAILS, WHO JOIN ON THE SAME DATE.
9. DETERMINE THE COUNT OF EMPLOYEES, WHO ARE TAKING COMMISSION AND NOT TAKING COMMISSION.
10. DETERMINE THE DEPARTMENT DOES NOT CONTAIN ANY EMPLOYEES.
11. FIND OUT THE DETAILS OF TOP 5 EARNER OF COMPANY.
12. DISPLAY THOSE MANAGERS NAME WHOSE SALARY IS MORE THAN AVERAGE SALARY OF HIS EMPLOYEES.
13. DISPLAY THOSE EMPLOYEES WHO JOINED THE COMPANY BEFORE 15TH OF THE MONTH?
14. DISPLAY THE MANAGER WHO IS HAVING MAXIMUM NUMBER OF EMPLOYEES WORKING UNDER HIM?
15. PRINT A LIST OF EMPLOYEES DISPLAYING 'LESS SALARY' IF LESS THAN 1500 IF EXACTLY 1500 DISPLAY AS 'EXACT SALARY' AND IF GREATER THAN 1500 DISPLAY 'MORE SALARY'?

16. DISPLAY THOSE EMPLOYEES WHOSE FIRST 2 CHARACTERS FROM HIRE DATE-  
LAST 2 CHARACTERS OF SALARY?
17. DISPLAY THOSE EMPLOYEES WHOSE 10% OF SALARY IS EQUAL TO THE YEAR OF  
JOINING?
18. IN WHICH YEAR DID MOST PEOPLE JOIN THE COMPANY? DISPLAY THE YEAR AND  
NUMBER OF EMPLOYEES.
19. DISPLAY THE HALF OF THE ENAMES IN UPPER CASE AND REMAINING LOWER  
CASE
20. DISPLAY ENAME, DNAME EVEN IF THERE NO EMPLOYEES WORKING IN A  
PARTICULAR DEPARTMENT(USE OUTER JOIN).

### **University Database**

University wishes to computerise their operations by using the following relations.

Student (snum:Integer, sname: string, major: string, level: string,  
age: integer)

Class (name: String, Hour:Integer, room: string, fid: integer)

Enrolled (sum: integer, cname: string)

Faculty (fid: Integer, fname: String, deptid: Integer)

Depart (deptid: Integer, dname: String, loc: integer)

**By using above schema definitions, resolve the following queries**

1. FIND THE NAMES OF ALL JUNIORS (LEVEL=JR) WHO ARE ENROLLED IN A  
CLASS TAUGHT BY SMITH.
2. FIND THE AGE OF THE OLDEST STUDENT WHO IS EITHER A HISTORY MAJOR  
OR IS ENROLLED IN THE COURSE OF SMITH.
3. FIND THE NAMES OF ALL CLASSES THAT EITHER MEET R128 OR HAVE FIVE OR  
MORE STUDENTS ENROLLED.
4. FIND THE NAMES OF ALL STUDENTS WHO ARE ENROLLED IN TWO CLASSES  
THAT MEET AT THE SAME HOUR.
5. FIND THE NAMES OF FACULTY MEMBERS WHO TEACH IN EVERY ROOM IN,  
WHICH SOME CLASS IS TAUGHT.
6. FIND THE NAMES OF FACULTY MEMBERS FOR WHOM THE COMBINED  
ENROLLMENT OF THE COURSES THAT THEY TEACH IS LESS THAN FIVE.
7. PRINT THE LEVEL AND AVERAGE AGE OF STUDENTS FOR THAT LEVEL, FOR  
EACH LEVEL.
8. PRINT THE LEVEL AND AVERAGE AGE OF THE STUDENT FOR THAT LEVEL,  
FOR ALL LEVELS EXCEPT JR.
9. FIND THE NAMES OF STUDENTS WHO ARE ENROLLED IN THE MAXIMUM  
NUMBER OF CLASSES.
10. FIND THE NAMES OF THE STUDENTS WHO ARE NOT ENROLLED IN ANY CLASS.

### **Airline Database**

An Airline System would like to keep track their information by using the following relations.

Flights (fno: integer, from: string, to: string, distance: integer,

Price: integer)  
 Aircraft (aid: integer, aname: string, cruising\_range: integer)  
 Certified (eid: integer, aid: integer)  
 Employees (eid: integer, ename: string, salary: real)

**Note that the employees relation describes pilots and other kinds of employees as well; every pilot is certified for aircraft and only pilots are certified to fly. Resolve the following queries:**

1. FOR EACH PILOT WHO IS CERTIFIED FOR MORE THAN THREE AIRCRAFT, FIND THE EID'S AND THE MAXIMUM CRUISING RANGE OF THE AIRCRAFT THAT HE (OR SHE) CERTIFIED FOR.
2. FIND THE NAMES OF PILOTS WHOSE SALARY IS LESS THAN THE PRICE OF THE CHEAPEST ROUTE FROM LOS ANGELES TO HONOLULU.
3. FIND THE NAME OF THE PILOTS CERTIFIED FROM SOME BOEING AIRCRAFT.
4. FOR ALL AIRCRAFT WITH CRUISING RANGE OVER 1,000 MILES, FIND THE NAME OF THE AIRCRAFT AND THE AVERAGE SALARY OF ALL PILOTS CERTIFIED FOR THIS AIRCRAFT.
5. FIND THE AID'S OF ALL AIRCRAFT THAT CAN BE USED FROM LOS ANGELS TO CHICAGO.
6. PRINT THE ENAMES OF PILOTS WHO CAN OPERATE PLANES WITH CRUISING RANGE GREATER THAN 3,000 MILES, BUT ARE NOT CERTIFIED BY BOEING AIRCRAFT.
7. FIND THE TOTAL AMOUNT PAID TO EMPLOYEES AS SALARIES.
8. FIND THE EID'S OF EMPLOYEES WHO ARE CERTIFIED FOR EXACTLY THREE AIRCRAFTS.
9. FIND THE EID'S OF EMPLOYEE WHO MAKE SECOND HIGHEST SALARY.
10. FIND THE AID'S OF ALL THAN CAN BE USED ON NON-STOP FLIGHTS FROM BONN TO CHENNAI.

### **PL/SQL PROGRAMS**

1. WRITE A PL/SQL PROGRAM TO CHECK THE GIVEN NUMBER IS STRONG OR NOT.
2. WRITE A PL/SQL PROGRAM TO CHECK THE GIVEN STRING IS PALINDROME OR NOT.
3. WRITE A PL/SQL PROGRAM TO SWAP TWO NUMBERS WITHOUT USING THIRD VARIABLE.
4. WRITE A PL/SQL PROGRAM TO GENERATE MULTIPLICATION TABLES FOR 2,4,6
5. WRITE A PL/SQL PROGRAM TO DISPLAY SUM OF EVEN NUMBERS AND SUM OF ODD NUMBERS IN THE GIVEN RANGE.
6. WRITE A PL/SQL PROGRAM TO CHECK THE GIVEN NUMBER IS POLLINNDROME OR NOT.
7. THE HRD MANAGER HAS DECIDED TO RAISE THE EMPLOYEE SALARY BY 15%.  
WRITE A  
PL/SQL BLOCK TO ACCEPT THE EMPLOYEE NUMBER AND UPDATE THE SALARY OF THAT  
EMPLOYEE. DISPLAY APPROPRIATE MESSAGE BASED ON THE EXISTENCE OF THE  
RECORD IN EMP TABLE.
8. WRITE A PL/SQL PROGRAM TO DISPLAY TOP 10 ROWS IN EMP TABLE BASED ON THEIR JOB AND SALARY.
9. WRITE A PL/SQL PROGRAM TO RAISE THE EMPLOYEE SALARY BY 10%, FOR DEPARTMENT NUMBER 30 PEOPLE AND ALSO MAINTAIN THE RAISED DETAILS IN THE  
RAISE TABLE.
10. WRITE A PROCEDURE TO UPDATE THE SALARY OF EMPLOYEE, WHO ARE NOT GETTING  
COMMISSION BY 10%

11. WRITE A PL/SQL PROCEDURE TO PREPARE AN ELECTRICITY BILL BY USING FOLLOWING TABLE

**TABLE USED: ELECT**

<u>NAME</u>	<u>NULL?</u>	<u>TYPE</u>
MNO	NOT NULL	NUMBER(3)
CNAME		VARCHAR2(20)
CUR_READ		NUMBER(5)
PREV_READ		NUMBER(5)
NO_UNITS		NUMBER(5)
AMOUNT		NUMBER(8,2)
SER_TAX		NUMBER(8,2)
NET_AMT		NUMBER(9,2)

12. WRITE A PL/SQL PROCEDURE TO PREPARE AN TELEPHONE BILL BY USING FOLLOWING TABLE. AND PRINT THE MONTHLY BILLS FOR EACH CUSTOMER

**TABLE USED : PHONE.**

<u>NAME</u>	<u>NULL?</u>	<u>TYPE</u>
TEL_NO	NOT NULL	NUMBER(6)
CNAME		VARCHAR2(20)
CITY		VARCHAR2(10)
PR_READ		NUMBER(5)
CUR_READ		NUMBER(5)
NET_UNITS		NUMBER(5)
TOT_AMT		NUMBER(8,2)

13. WRITE A PL/SQL PROGRAM TO RAISE THE EMPLOYEE SALARY BY 10%, WHO ARE COMPLETED THERE 25 YEARS OF SERVICE.

14. WRITE A PL/SQL PROCEDURE TO EVALUATE THE GRADE OF A STUDENT WITH FOLLOWING CONDITIONS:

- i. FOR PASS: ALL MARKS > 40
- ii. FOR I CLASS: TOTAL% > 59
- iii. FOR II CLASS: TOTAL% BETWEEN >40 AND <60
- iv. FOR III CLASS: TOTAL% = 40

AND ALSO MAINTAIN THE DETAILS IN ABSTRACT TABLE.

#### TABLES USED

##### TABLE STD

SQL> DESC STD

<u>NAME</u>	<u>NULL?</u>	<u>TYPE</u>
NO	NOT NULL	NUMBER
NAME		VARCHAR2(10)
INTNO		NUMBER
CLASS	NOT NULL	VARCHAR2(10)
M1		NUMBER
M2		NUMBER
M3		NUMBER
M4		NUMBER
M5		NUMBER

**TABLE ABSTRACT**

SQL&gt; DESC ABSTRACT

NAME	NULL?	TYPE
-----		
STDNO		NUMBER
STDNAME		VARCHAR2(10)
CLASS		VARCHAR2(10)
INTNO		NUMBER
TOT		NUMBER
GRADE		VARCHAR2(10)
PERCENT		NUMBER
DAT_ENTER		DATE

15. WRITE A PROCEDURE TO UPDATE THE SALARY OF EMPLOYEE, WHO BELONGS TO CERTAIN DEPARTMENT WITH A CERTAIN PERCENTAGE OF RAISE.



**ANDHRA UNIVERSITY**  
**B.Sc.(Computer Science): III Year**  
**THEORY PAPER – IV**  
**(Elective – 1)**  
**Web Technologies**

**90 hrs**  
(3 hrs/ week)

**UNIT-1 : HTML Basics 18 hrs**

Introduction: HTML, XML, and the World Wide Web.

HTML: Basic HTML, The Document body, Text, Hyperlinks, Adding more formatting, Lists, Tables, Using colors and images, Images.

More HTML: Multimedia objects, Frames, Forms-towards interactivity, The HTML document Head in detail, XHTML- An evolutionary markup.

**UNIT-2 : Introduction to the Style Sheets and Java Scripts. 18 hrs**

Cascading Style Sheets: Introduction, Using styles: Simple examples, Defining your own styles, Properties and values in styles, Style sheets- A worked example, Formatting blocks of information, Layers.

An introduction to Java Script: What is dynamic html, Java Script, Javascript—The basics, Variables, String manipulation, Mathematical functions, Statements, Operators, Arrays, Functions.

**UNIT-3 : Objects in Java Script and DHTML. 18 hrs**

Objects in Java Script: Data and objects in java script, Regular expressions, Exception Handling, Built in objects, Events.

Dynamic HTML with Java Script: Data validation, Opening a new window, Messages and Confirmations, The status bar, Writing to a different frame, Rollover buttons, Moving images, Multiple pages in a single download, A text-only menu system, Floating logos.

**UNIT-4 : ASP and XML. 18 hrs**

Active Server Pages and Java: Active Server Pages, Java.

XML: Defining Data for Web applications: Basic XML, Document type definition, XML schema, Document Object Model, Presenting XML

Good Design: Structure, Tables versus Frames, Accessibility, Internationalization, Exercises.

**UNIT-5 : Web Based Softwares and Protocols. 18 hrs**

Useful Software: Web browsers, Perl, Web servers, mod\_perl, Databases, Accessing your ISP, Exercises.

Protocols: Protocols, IP and TCP, Hyper Text Transfer Protocol, Common Gateway Interface, The Document Object Model, introducing the Document Object Model, Exercises.

Case Study: The plan, The data

**Prescribed Book:**

1. Chris Bates, Web Programming Building Internet Applications, Second Edition, Wiley (2007)

**Reference Books:**

1. Paul S.Wang Sanda S. Katila, An Introduction to Web Design Plus Programming, Thomson(2007).
2. Robert W.Sebesta, Programming the World Wide Web, Third Edition, Pearson Education (2007).
3. Thomas A.Powell, The Complete Reference HTML & XHTML, Fourth Edition, Tata McGraw Hill (2006).
4. Abders Moller and Michael Schwartzbach, An Introduction to XML and Web Technologies, Addison Wesley (2006).
5. Joel Sklar, Principles of Web Design, Thomson (2007).
6. Raj Kamal, Internet and Web Technologies, Tata McGraw Hill (2007).
7. Deitel, et al.,Internet and World Wide Web: How to Program, 3<sup>rd</sup> Edition, PHI (2008).
8. Gopalan & Akilandeswari, Web Technology: A Developer's Perspective, PHI (2008).


**B.Sc(Computer Science): III Year  
PRACTICAL PAPER – IV  
(Elective – 1)  
Web Technologies Lab**

**90 hrs  
(3 hrs/ week)**

**Lab Cycle**

1. Write a HTML program illustrating text formatting.
2. Illustrate font variations in your HTML code.
3. Prepare a sample code to illustrate links between different sections of the page.
4. Create a simple HTML program to illustrate three types of lists.
5. Embed a real player in your web page.
6. Embed a calendar object in your web page.
7. Create an applet that accepts two numbers and perform all the arithmetic operations on them.
8. Create nested table to store your curriculum.
9. Create a form that accepts the information from the subscriber of a mailing system.
10. Design the page as follows:

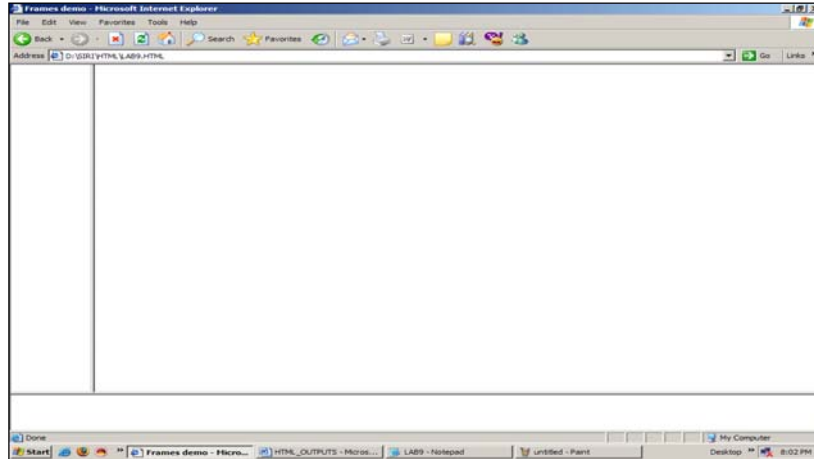
**The BatMobile**

Special Equipment	Specifications/Performance Data	
Retractable protective armor	<b>Engine Type</b>	Jet Turbine
Weapons System>	<b>Thrust</b>	150lbs@ 103% ROS
Instruments-Aircraft w/on-board computer	<b>Torque</b>	1750 lbs.ft@ 98.7%ROS
	<b>0 to 60 MPH&gt;</b>	3.7 sec
	<b>Top Speed</b>	Unknown
	<b>Brake Rating</b>	Excellent
	<b>Wheel Base</b>	141.0 in.
	<b>Length</b>	260.7 in.
	<b>Width</b>	94.4 in.
	<b>Height</b>	51.2 in.
	<b>Wheels</b>	Cast alloy, 15 x 6.5
	<b>Fuel Requirement</b>	high oct 97% Special

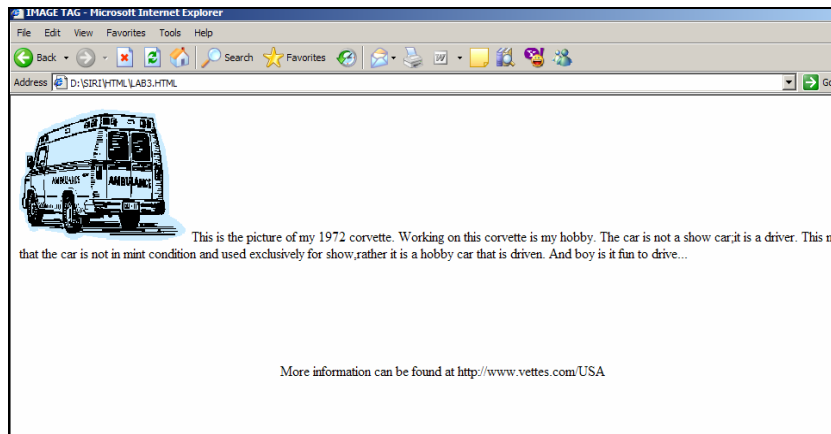
11. Using "table" tag, align the images as follows:



12. Divide the web page as follows:

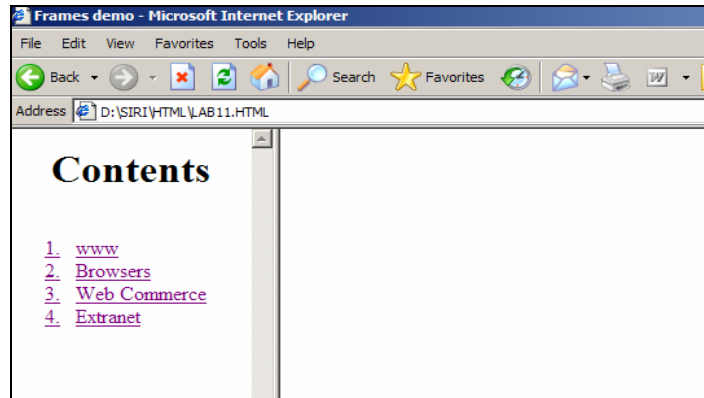


13. Design the page as follows:



14. Illustrate the horizontal rulers in your page.

15. Create a help file as follows:



16. Write a Java Script to accept the first, middle and last names of the user and print the name.

17. Evaluate the following:

a)  $"10"+"90"$

b)  $(10<8)>10:8$

c)  $J=(i++)+(-i)+(++i)+(i++)$  where  $i=2$

18. Write a Program in Java Script to add two numbers.

19. Write a script to find the factorial of a given number using functions.

20. Write a script to print all primes with in the given range.

21. Write a program to sort the array elements using "Bubble Sort" technique.

22. Write a program in Java Script to implement "Binary Search" technique.

23. Write a script to print all perfect numbers with in the given range.

24. Write a script to evaluate the following expression:

$$1+2/2! +3/3! +\dots+n/n!$$

25. Write a program to implement "Stack" operations.

26. Write a script to print Fibonacci series recursive functions.

27. Using a ternary operator, write a script to validate the withdrawal transaction of a customer. If he with draws more than his balance, such a transaction should be disallowed.

28. Write a script to wish the user "Good Morning" at different hoursof the day.

B.Sc(Computer Science): III Year: Lab-4.1 (Continued)

29.Prompt the user for the cost price and selling price of an article and output the profit or loss percentage.

30. Create a customer profile for data entry of customers in a hotel.

The profile should prompt for the name, address, gender, age, room type, mode of payment of the customer.

31. Create a student registration system with the following fields:

Name, Regdno, Gender, street, city, state, pincode, stdcode, phone, dbirth, college, experience, course code. Create a main object called “Stu\_info” with all the fields and “College” and “Experience” as sub objects with in the main object. Create separate object definition for College and Experience with the following fields:

College: Name, Location, Degree

Experience: Employer, Location, Duties and Period

32. Write a script to read information of ‘n’ students from the user

and store them into the table as follows:

No.	Name	Marks1	Marks2	Marks3	Total
1	Sri	100	90	78	268
2	Babloo	90	78	90	258
3	Sarayu	90	89	78	257

33. Write the script for the various validations given below:

- Candidate code should be generated
- Date of Birth should not be null and age should be more than 21.
- All alphabet fields should be validated.
- All number fields should accept only numbers.
- Total experience should be calculated and displayed after accepting input for the “From” and “To” fields in the table.

34. Create a bio-data format with the following fields:

Name, candidate code, Date of birth, Gender, Address1, Address2, Phone, Passport number, Qualification and Percentage.

Also, create the following fields for entering present employment details:

Company name Company Address1, Address2, Address3, Phone, Fax, E-mail, Total Experience and Project details.

Create a table with the columns given below in a 3 row structure:

Employer name, Location, From, To, Field

35. Create a web page for a shopping mall that allows the user to tick off his purchases and obtain a bill with the total being simultaneously added up. The web page must follow the specifications as given below:

a. The entire web page must be divided into four portions. The top most portion states the name of the mall, the middle portion of the web page is divided vertically into two, the types of the items available in the mall are displayed on the left side and a detailed description of each item with the prices are available on the right. Finally, the bottom most portion of the web page must display the cash memo with the total along side.

b. Each item in the left hand frame must have a link to the file containing its detailed description, which must be displayed in the right hand frame. Ensure that the user is able to perceive only that portion of the file that is related to the item on which he clicked. Prior to the link being activated, the right hand frame must display a friendly message that gives an idea about its latter contents.

36. Design a simple calculator.
37. Write a DHTML program to give different colors for different heading tags.
38. Using DHTML, invert the behavior of `<h1>` to `<h6>` tags.
39. Create an inline style sheet for your web page.
40. Create an external style sheet for creating a font family.
41. Illustrate the creation of embedded style sheet.
42. Illustrate the procedure of creating user-defined classes.
43. Write an ASP script to send the information accepted from the user and send it to a CGI script.
44. Write an ASP script to update the student information with some number 'n' in the table.
45. Delete the desired student's record from the table using the ASP Script.

**ANDHRA UNIVERSITY**  
**B.Sc.(Computer Science): III Year**  
**THEORY PAPER – IV**  
**(Elective – 2)**  
**GUI Programming**

**90 hrs**  
**(3 hrs/ week)**

**Unit-1 : Familiarization about the Visual Basic IDE Components. 18 hrs**

Getting Starting with Visual Basic 6.0: Introduction to Visual Basic, Visual Basic 6.0 Programming Environment, working with Forms, Developing an Application, Variables, Data types and Modules, Procedures and Control Structures, Arrays in Visual Basic

Working with Controls: Introduction, Creating and Using Controls, Working with Control Arrays.

Menus, Mouse Events and Dialog Boxes: Introduction, Mouse Events, Dialog Boxes.

(Chapters:1,2,3)

**Unit-2 : Objects, Classes and Add-Ins 18 hrs**

Graphics, MDI and Flex Grid: Introduction, Graphics for application, Multiple Document Interface(MDI), Using FlexGrid Control.

Object Linking and Embedding: Introduction, OLE Fundamentals, Using OLE Container Control, Using ILE Automation Objects, OLE Drag and Drop.

Objects and Classes: Introduction to Objects. Working with Objects, Classes and Class Modules.

Working with Add-Ins: Introduction to Add-Ins, Building Add-Ins.

(Chapters: 4, 8, 9, 14)

**Unit-3 : File System, ODBC and ActiveX features 18 hrs**

File and File system Controls: Introduction, File System Controls, Accessing Files, Interface with Windows.

ODBC and Data Access Objects: Evolution of Computing Architectures, Data Access Options.

ODBC using Data Access Objects and Remote Data Objects: Open Database Connectivity, Remote Data Objects.

Working with ActiveX Data Objects: An overview of ADO and OLEDB, ADO object Model.

(Chapters: 17,5,6,16)

**Unit-4 : Data Environment ActiveX EXE and DLL 18 hrs**

Data Environment and Data Report: Introduction, Data Environment Designer, Data Report.

All about ActiveX Controls: Introduction, Constituents of ActiveX Control, Exposing ActiveX Control Properties.



ActiveX EXE and ActiveX DLL: Introduction to ActiveX EXE and ActiveX DLL, Creating and ActiveX EXE Component, Creating an ActiveX DLL Component.

(Chapters: 7,10,11)

**Unit-5 : Web Browser and DHTML Programming with Visual Basic. 18 hrs**

ActiveX Document Fundamentals: What is an ActiveX Document, Active Server Pages.

Built-in ActiveX Controls: Working with Built-in ActiveX Controls, Additional ActiveX Controls.

Introducing Web Browser and DHTML: Introduction, Internet Tools in Visual Basic, Using DHTML in Visual Basic.

(Chapters: 12,13,15)

**Prescribed Text Book:**

1. Content Development Group, Visual Basic 6.0 Programming, Tata McGraw-Hill Publishing Company Limited (2007).

**Reference Books :**

1. Deitel and Deitel, Visual Basic 2005, Third Edition, Pearson Education (2007).
2. Noel Jerke, Visual Basic 6, The complete reference, Tata Mcgraw Hill (2006).
3. Byran S. Gottfried, Visual Basic, Schaum's outlines, Tata Mcgraw Hill (2004).

**B.Sc(Computer Science): III Year  
PRACTICAL PAPER – IV  
(Elective – 2)  
Visual Basic Lab**

**90 hrs**  
(3 hrs/ week)

**LAB CYCLE**

1. Develop a Visual Basic Application to display the profile of a valid User.

Conditions:

- i. Check the User with Password.
- ii. Display his Profile.

(Profile is one of Read, Write, Read and write)

The screenshot shows a standard Windows-style window titled 'Form1'. It has a light gray background. At the top left, there's a label 'User Name' followed by a white text box. Below it, on the left, is a label 'Pass Word' followed by another white text box. To the right of the 'Pass Word' box is a rectangular button labeled 'Check'. Below the 'Pass Word' box and 'Check' button is a section titled 'Profile' enclosed in a thin border. Inside this section, there are three radio buttons: 'Read', 'Write', and 'Read and Write'. The 'Read' radio button is currently selected.

2. Develop an Visual Basic application to search an item from list of items using Binary Search
3. Develop a Visual Basic Application for Queue Operations.
4. Develop a Visual Basic Application for Stack Operations.
5. Develop a Visual Basic Application for Coping the elements from one list to other list and Vice-versa (Note: No Duplication is allowed in the list).
6. Develop a Visual Basic Application to make survey on different age groups.

Example:

Age groups may be (25-34), (35-44), (45-54) and  $\geq 55$  and display the no of people on a particular age group.

7. Develop an Calculator by using Visual Basic Application
8. Develop a Visual Basic Application to sort the list of numbers.
9. Develop an Visual Basic Application to read and print address of a person (Use Input Box)
10. Develop an Application form, which abstracts the user profile consisting of Skills regarding OS, Databases, Web technologies, Programming Languages and Experience Details. (Use Combo Boxes for Skill Reading, one can choose more skill as per a skill category, but there is a restriction, i.e. he can opt maximum of three)

11. Develop a Visual Basic Application to generate Electricity Bill.
12. Develop a program that generates a form the string “ABCDE”

A  
BCB  
CDEDC

13. Develop a Visual Basic Application, which develops a Student Mark List.  
Conditions:

- i. Read any 5 Subject Marks.
- ii. For Qualifying, minimum marks are 40%
- iii. For Pass average is 50%
- iv. For First Class Percentage is  $\geq 60$
- v. For Second Class Percentage is between 40 and 59
- vi. For Third Class Percentage is 40
- vii. Minimum percentage is  $< 50$  then Result is Fail.

14. Develop a Visual Basic Program to simulate the traffic signals, by using following conditions

- i. Form consists of three signals REG, YELLOW and GREEN in an order of column wise.
- ii. Form consists of one timer label, to display the Time out of the signal.
- iii. While transforming the signal from REG to Green, signal travel to YELLOW signal.
- iv. Time out for RED signal is 180 seconds.
- v. Time out for Green signal is 120 seconds.
- vi. Time out for YELLOW signal is 60 seconds.

15. Develop a Visual Basic Application to implement the Key Events by using following specifications and conditions.

Control Name	Specifications	Conditions
Labels (Seven)	Having corresponding Captions	
Text Box	To Represent the Name of the student	Should not be null, Number.
Five Subject Text Box	To represent the five subject marks	Should not be Null, Negative, String.
Text Box	To represent the Total of Subjects	
Two Command Buttons	One for Calculating the subject totals Another for clearing the form control values	
Note: All the active controls of the form should navigate through the Key events like Key Press, Lost Focus, Got Focus		

16. Develop an Visual Basic application, which demonstrate the menu Operations.
17. Develop an Visual Basic application to demonstrate the MDI forms.

18. Develop an Visual Basic Application to perform on-line examination. (Use Database)
  
19. Develop an Visual Basic Application to make following database operations by using Employee Database.
  - i. Inserting the Employee Details.
  - ii. Deleting the Employee Details.
  - iii. Modifying the employee Details.
  - iv. Finding an Employee.
  
20. Develop an Visual Basic Application with following specifications and conditions.
  - i. Application represents two types of users called
    - a. Administrative Users: Having profile "A"
    - b. Ordinary Users: Having profile other than "A"
  
  - ii. Profile "A" people can make all operations like
    - a. Insertion, Deletion, Updating, Finding Records
    - b. Navigating the Records.
    - c. Generating the Reports.
  
  - iii. Profile not "A" can make only
    - a. Finding the Records
    - b. Navigating the Records.
    - c. Generating the Reports.

**ANDHRA UNIVERSITY**  
**B.Sc.(Computer Science): III Year**  
**THEORY PAPER – IV**  
**(Elective – 3)**  
**Operating Systems**

**90 hrs**  
(3 hrs/ week)

**Unit – 1 : OS Fundamentals and Structure of OS. 18 hrs**

Introduction – What Operating Systems do – Computer – system organization – Computer System Architecture – Operating Systems structure – Operating System operations : Process management - Memory management, storage management, Protection and security – Distributed systems – Computing environments.

System structures – Operating System services – User Operating System interface – system calls – Types of system calls – system programs – Operating system structure – system Boot. Process concept – Process scheduling – Operations on processes – Inter process communication – Examples of IPC systems – Communication in Client server systems.

**Unit – 2 : Multithreading and Process Synchronization. 18 hrs**

Multithreaded programming – Multithreading models – Thread Libraries – Threading issues – Operating System examples. Process Scheduling –Basic concepts – Scheduling Criteria – Scheduling Algorithms – Multiple process scheduling – Thread scheduling – Operating System examples. Process Synchronization – The Critical section problem – Peter’s solution – Synchronization Hardware – Semaphores – Classic problems of Synchronization – Monitors – Synchronization examples. Deadlocks – System model – Deadlock Characterization – Methods for Handling Deadlocks – Deadlock prevention – Deadlock Avoidance – Deadlock Detection – Recovery from Deadlock.

**Unit-3 : Memory Management Strategies. 18 hrs**

Memory – management strategies – swapping – contiguous Memory allocation – paging – structure of the page table – Segmentation. Virtual – Memory management – Demand paying – Page Replacement. File system – File concept – Access Methods – Directory structure – Protection.

**Unit-4 : File Systems and I/O Management. 18 hrs**

Implementing file systems –File system structure File system implementation – Directory implementation – Allocation methods – Free space management – Efficiency and Performance – Recovery. Secondary storage structure – overview of Mass-storage structure-Disk structure - Disk Attachment – Disk Scheduling – Disk Management – Swap space Management – RAID structure. I/O systems – overview – I/O hardware – Application I/O interface – Kernal I/O subsystem – Transforming I/O requests to Hardware Operations.

**Unit – 5 : Real Time Systems and Case Study. 18 hrs**

Real Time systems – Overview – System characteristics – Features of Real time Kernels – Implementing Real time Operating Systems – Real time CPU Scheduling – Vx works 5.x Case study : The Linux System : Linux history – Design principles – Kernel Modules – Process Management – Scheduling – Memory Management – File systems – Input and Output – Inter process communication – Network structure.

**Prescribed Book :**

1. Abraham Silberschatz, Peter Baer Galvin, Greg Gagne, Operating System Principles, Seventh Edition, Wiley India Edition (2007) Chapters (1 to 13, 19, 21)

**Reference Books :**

1. William Stallings, Operating Systems Internals and Design Principles, Fifth Edition, Pearson Education (2007).
2. Andrew S Tanenbaum, Modern Operating Systems, 2<sup>nd</sup> Edition, Pearson Education.
3. Archer Harris J, Operating Systems, Schaum outline series, Tata McGraw Hill(2006).
4. Davis and Rajkumar, Operating Systems A Systematic view, Sixth Edition, Pearson Education (2007).
5. Bhatt, Introduction to Operating Systems: Concepts and Practice, 2<sup>nd</sup> Edition, PHI (2008).
6. Stallings, Operating Systems - Internals and Design Principles, 5<sup>th</sup> Edition, PHI (2007).

**B.Sc(Computer Science): III Year  
PRACTICAL PAPER – IV  
(Elective – 3)  
Operating Systems Lab**

**90 hrs**  
(3 hrs/ week)

**LAB CYCLE**

1. Write a shell script to accept two numbers and perform all arithmetic operations on it.
2. Write a shell script to find largest of three numbers using conditional execution operators
3. Write a shell script to accept the name of the file from standard input and perform the following tests on it
  - a) File executable
  - b) File readable
  - c) File writable
  - d) Both readable & writable
4. Write a shell script which will display the username and terminal name who login recently in to the Unix system.
5. Write a shell script to find number of files in a directory
6. Write a shell script to print the following format
  - 1
  - 12
  - 123
  - 1234
  - .....
7. Write a shell script which will display the number of days in the given month and year
8. Write a shell script to check whether a given number is perfect number or not
9. Write a shell script for concatenation of two strings using arguments
10. Write a shell script to demonstrate break and continue statements
11. Write a shell script to satisfy the following menu options
  - a. Display current directory path
  - b. Display today's date
  - c. Display users who are connected to the Unix system
  - d. Quit
12. Write a shell script to delete all files whose size is zero bytes from current directory
13. Write a shell script to display reverse numbers from given argument list
14. Write a shell script to display factorial value from given argument list
15. Write a shell script which will greet you "Good Morning", "Good Afternoon", "Good Evening" and "Good Night" according to current time
16. To implement the FCFS Algorithm

17. To implement the Shortest Job First Algorithm
18. To implement Priority Algorithm
19. To implement the round robin Algorithm
20. To implement the FIFO page replacement Algorithm
21. To implement LRU page replacement Algorithm
22. To implement Resource Request Algorithm
23. To implement First-Fit, Best-Fit, Worst-Fit Algorithm
24. To implement Sequential File Organization
25. To implement Random File Organization

\* \* \* \* \*



**ANDHRA UNIVERSITY**  
**B.Sc.(Computer Science): III Year**  
**THEORY PAPER – IV**  
**(Elective – 4)**  
**PHP, MySQL and Apache**

**90 hrs**  
(3 hrs/ week)

**Unit-1 : Installing and Configuring MySQL, Apache and PHP 18 hrs**

Installing and Configuring MySQL: Current and Future Versions of MySQL, How to Get MySQL, Installing MySQL on Linux, Windows, Trouble Shooting your Installation, Basic Security Guidelines, Introducing MySQL Privilege System, Working with User Privileges.

Installing and Configuring Apache: Current and future versions of Apache, Choosing the Appropriate Installation Method, Installing Apache on Linux, Windows, Apache Configuration File Structure, Apache Log Files, Apache Related Commands, Trouble Shooting.

Installing and Configuring PHP: Building PHP on Linux with Apache, Windows, php.ini.Basics, The Basics of PHP scripts.

(Chapters: 2,3,4)

**Unit-2 : PHP Basics 18 hrs**

The Building blocks of PHP: Variables, Data Types, Operators and Expressions, Constants.

Flow Control Functions in PHP: Switching Flow, Loops, Code Blocks and Browser Output.

Working with Functions: What is function?, Calling functions, Defining Functions, Returning the values from User-Defined Functions, Variable Scope, Saving state between Function calls with the static statement, more about arguments.

Working with Arrays: What are Arrays?, Creating Arrays, Some Array-Related Functions.

(Chapters: 5,6,7,8)

**Unit-3 : Working with Objects and Forms 18 hrs**

Working with Objects: Creating Objects, Object Instance

Working with Strings, Dates and Time: Formatting strings with PHP, Investigating Strings with PHP, Manipulating Strings with PHP, Using Date and Time Functions in PHP.

Working with Forms: Creating Forms, Accessing Form Input with User defined Arrays, Combining HTML and PHP code on a single Page, Using Hidden Fields to save state, Redirecting the user, Sending Mail on Form Submission, Working with File Uploads.

(Chapters: 9,10,11)

**Unit-4 : Introduction to Cookies, Working with Files, Directories and Images. 18 hrs**

Working with Cookies and User Sessions: Introducing Cookies, Setting a Cookie with PHP, Session Function Overview, Starting a Session, Working with session variables, passing session IDs in the Query String, Destroying Sessions and Unsetting Variables, Using Sessions in an Environment with Registered Users.

Working with Files and Directories: Including Files with include(), Validating Files, Creating and Deleting Files, Opening a File for Writing, Reading or Appending, Reading from Files, Writing or Appending to a File, Working with Directories, Open Pipes to and from Process Using popen(), Running Commands with exec(), Running Commands with system() or passthru().

Working with Images: Understanding the Image-Creation Process, Necessary Modifications to PHP, Drawing a New Image, Getting Fancy with Pie Charts, Modifying Existing Images, Image Creation from User Input.

(Chapters:12,13,14)

**Unit-5 : Introduction to MySQL and Interfacing with Databases through PHP 18 hrs**

Understanding the database design process: The Importance of Good Database Design, Types of Table Relationships, Understanding Normalization.

Learning basic SQL Commands: Learning the MySQL Data types, Learning the Table Creation Syntax, Using Insert Command, Using SELECT Command, Using WHERE in your Queries, Selecting from Multiple Tables, Using the UPDATE command to modify records, Using REPLACE Command, Using the DELETE Command, Frequently used string functions in MySQL, Using Date and Time Functions in MySQL.

Using Transaction and stored procedures in MySQL: What is Transaction?, What are Stored Procedures?

Interacting with MySQL using PHP: MySQL Versus MySQLi Functions, Connecting to MySQL with PHP, Working with MySQL Data

Creating an Online Address Book: Planning and Creating Database Tables, Creating Menu, Creating Record Addition Mechanism, Viewing Records, Creating the Record Deletion Mechanism, Adding Sub-entities to a Record.

(Chapters: 15,16,17,18,20)

**Prescribed Book:**

1. Julie C. Meloni, PHP MySQL and Apache, SAMS Teach yourself, Pearson Education (2007).

**Reference Book:**

1. Xue Bai Michael Ekedahl, The web warrior guide to Web Programming, Thomson (2006).

**B.Sc(Computer Science): III Year**  
**PRACTICAL PAPER – IV**  
**(Elective – 4)**  
**PHP and MySQL Lab**

**90 hrs**  
(3 hrs/ week)

### MySQL Lab Cycle

#### Cycle -1

An Enterprise wishes to maintain the details about his suppliers and other corresponding details. For that he uses the following details.

**Suppliers (sid: Integer, sname: string, address: string)**

**Parts (pid: Integer, pname: string, color: string)**

**Catalog (sid: integer, pid: integer, cost: real)**

The catalog relation lists the prices charged for parts by suppliers.

Write the following queries in SQL:

1. Find the pnames of parts for which there is some supplier.
2. Find the snames of suppliers who supply every part.
3. Find the snames of supplier who supply every red part.
4. Find the pnames of parts supplied by London Supplier and by no one else.
5. Find the sid's of suppliers who charge more for some part than the average cost of that part.
6. For each part, find the sname of the supplier who charges the most for that part.
7. Find the sid's of suppliers who supply only red parts.
8. Find the sid's of suppliers who supply a red and a green part.
9. Find the sid's of suppliers who supply a red or green part.
10. Find the total amount has to pay for that supplier by part located from London.

#### Cycle – 2

An organisation wishes to maintain the status about the working hours made by his employees. For that he uses the following tables.

**Emp (eid: integer, ename: string, age: integer, salary: real)**

**Works (eid: integer, did: integer, pct\_time: integer)**

**Dept (did: integer, budget: real, managerid: integer)**

An employee can work in more than one department; the pct\_time field of the works relation shows the percentage of time that a given employee works in a given department.

**Resolve the following queries.**

1. Print the names and ages of each employee who works in both Hardware and Software departments.
2. For each department with more than 20 full time equivalent employees (i.e., where the part-time and full-time employees add up to at least that many full-time employees), print the did's together with the number of employees that work in that department.
3. Print the name of each employee whose salary exceeds the budget of all of the departments that he or she work in.

4. Find the managerid's of managers who manage only departments with budgets greater than 1,000,000.
5. Find the enames of managers who manage the departments with largest budget.
6. If a manager manages more than one department, he or she controls the sum of all the budgets for those departments. Find the managerid's of managers who control more than 5,000,000.
7. Find the managerid's of managers who control the highest amount.
8. Find the average manager salary.

### **PHP Lab Cycle**

1. Write a PHP program to Display "Hello"
2. Write a PHP Program to display the today's date.
3. Write a PHP Program to read the employee details.
4. Write a PHP Program to display the
5. Write a PHP program to prepare the student marks list.
6. Write a PHP program to generate the multiplication of two matrices.
7. Write a PHP Application to perform demonstrate the college website.
8. Write a PHP application to add new Rows in a Table.
9. Write a PHP application to modify the Rows in a Table.
10. Write a PHP application to delete the Rows from a Table.
11. Write a PHP application to fetch the Rows in a Table.
12. Develop an PHP application to make following Operations
  - i. Registration of Users.
  - ii. Insert the details of the Users.
  - iii. Modify the Details.
  - iv. Transaction Maintenance.
    - a) No of times Logged in
    - b) Time Spent on each login.
    - c) Restrict the user for three trials only.
    - d) Delete the user if he spent more than 100 Hrs of transaction.